

DNA/RNA Shield™ Collection Tube w/ Swab - Dx

Cat. No(s). R1107-E, R1109-E

Quick Protocol

Intended Use

The DNA/RNA Shield™ collection tube w/ swab is intended for the collection and transport of clinical specimens to be analyzed by nucleic acid-based assays.

DNA/RNA Shield™ reagent pre-filled into vials ensures sample stability during transport/storage at ambient temperatures without refrigeration or specialized equipment. Specimen collected can be frozen (-20/-80°C) for prolonged periods.

The reagent is compatible with commercially available nucleic acid extraction kits and automated workflows.

Product Description















1 x Sterile swab (80mm breakpoint)

1 x DNA/RNA Shield™ Collection Vial (12 x 80mm)

Storage & Stability

The product should be transported and stored in its original container at 5-30°C until use. DNA/RNA Shield™ and the swab have been tested for product stability of a maximum of 24 months after manufacturing date as its shelf life.

Label Legend

	Do not use if package is damaged		Use-by-date		Lot number
	In vitro diagnostic medical device		Catalog number		Consult instruction for use
	Contains sufficient for < n > tests		Manufacturer		Do-not-reuse
			Temperature limit		Unique device identifier
			Warning		European Commission Authorized Representative
					Swiss Authorized Representative

Warnings and Precautions

DO NOT insert swab into the reagent before collecting a sample.
DO NOT drink, touch or remove the reagent from the vial.

The DNA/RNA Shield™ reagent can be harmful if ingested and may cause irritation if exposed to the skin and eyes.

If the contents of the vial contact your skin, wash the affected area with soap and water. If the contents of the tube are splashed in your eyes, immediately flush eyes with water. Notify your health-care provider if irritation develops. If the contents of the vial are spilled, use a new collection kit.

This product is intended for professional use or for use in POC.
DO NOT use if the product is visibly damaged.

Avoid mixing the reagent and sodium hypochlorite (bleach) or other strong acids and bases. These mixtures could release noxious gases.

For specifics, consult product Safety Data Sheet (SDS) by contacting Zymo Research Corporation directly.

Any serious incident that has occurred in relation to the device shall be reported to the manufacturer and the relevant regulatory authority in which the user and/or the patient is established.

Materials Required But Not Supplied (for downstream analysis)

Appropriate materials for molecular testing according to recommended protocols.



H302: Harmful if swallowed
H315: Causes skin irritation
H319: Causes eye irritation



Instructions For Use (see diagram below)

1. Open package containing swab and collection vial.
2. Peel open the swab package and remove swab.
3. Swab the sample. Common samples can include surfaces, feces, cheeks (buccal), etc.
4. Open the collection tube and insert swab tip into the reagent.
5. Break the swab tip leaving the swab tip in the collection vial.
6. Cap and invert vial several times. The sample is stabilized and ready for transport/storage prior to purification of DNA and/or RNA.



Zymo Research Corp.
17062 Murphy Avenue
Irvine, California 92614 USA

U.S. and international contact information:

Customer Support: +1 949 679 1190 ext. 1
orders@zymoresearch.com

Technical Support: +1 949 679 1190 ext. 3
tech@zymoresearch.com

For more contact information visit www.zymoresearch.com

Copyright 2020 Zymo Research Corp. All rights reserved.



Biotika SAS
42 route du périmètre
74940 Annecy, France
+3 395 175 4280



Casus Switzerland GmbH
Hinterbergstrasse 49
6312 Steinhausen
Switzerland



ZYMO RESEARCH