



**ZYMO RESEARCH**

*The Beauty of Science is to Make Things Simple*

# INSTRUCTION MANUAL

## **ZymoBIOMICS™ DNA/RNA Miniprep Kit**

Catalog No. **R2002**

### **Highlights**

- Rapid, robust, and simple purification of high quality, inhibitor-free DNA and total RNA (including small/micro RNAs) from any sample including feces, soil, plant, water, biofilms, swabs, saliva, body fluids, *etc.*
- **ZymoBIOMICS™** innovative lysis system enables efficient and unbiased lysis of microbes including gram positive/negative bacteria, fungus, protozoans, algae, viruses, *etc.*
- High quality DNA and *DNA-free* RNA is ready for use in any downstream application. *DNase I included.*

### **Contents**

Product Contents .....	1
Product Specifications.....	1
Product Description.....	2
Reagent Preparation .....	3
Protocols	
Sample Preparation .....	3
Parallel Purification .....	4
Co-Purification .....	5
Appendix .....	6
Ordering Information .....	7

Satisfaction of all Zymo Research products is guaranteed. If you are dissatisfied with this product please call 1-888-882-9682.

For assistance, contact us at [tech@zymoresearch.com](mailto:tech@zymoresearch.com).

<sup>1</sup> This equates to approximately 10<sup>9</sup> bacterial cells, 10<sup>8</sup> yeast cells, and 10<sup>7</sup> mammalian cells.

This product is for research use only and should only be used by trained professionals. It is not for use in diagnostic procedures. Some reagents included with this kit are irritants. Wear protective gloves and eye protection. Follow the safety guidelines and rules enacted by your research institution or facility.

<sup>TM</sup> Trademarks of Zymo Research Corporation. Disruptor Genie<sup>TM</sup> is a trademark of Scientific Industries, Inc. and FastPrep<sup>®</sup> is a registered trademark of Qbiogene, Inc. TapeStation<sup>TM</sup> is a trademark of Agilent Technologies, Inc.

## Product Contents

ZymoBIOMICS <sup>TM</sup> DNA/RNA Miniprep Kit (Kit Size)	R2002 (50 Preps.)	Storage Temperature
ZR BashingBead <sup>TM</sup> Lysis Tubes (0.1 & 0.5 mm)	50	Room Temp.
DNA/RNA Shield <sup>TM</sup>	50 ml	Room Temp.
DNA/RNA Lysis Buffer	50 ml	Room Temp.
DNA/RNA Prep Buffer	50 ml	Room Temp.
DNA/RNA Wash Buffer <sup>1</sup> (concentrate)	2x 24 ml	Room Temp.
DNase/RNase-Free Water	30 ml	Room Temp.
ZymoBIOMICS <sup>TM</sup> HRC Prep Solution	2x 30 ml	Room Temp.
DNase I <sup>2</sup> (lyophilized)	1	Room Temp.
DNA Digestion Buffer	4 ml	Room Temp.
Zymo-Spin <sup>TM</sup> III-HRC Filters	100	Room Temp.
Spin-Away <sup>TM</sup> Filters	50	Room Temp.
Zymo-Spin <sup>TM</sup> IICG Columns	50	Room Temp.
Collection Tubes	300	Room Temp.
Instruction Manual	1	-

Note - Integrity of kit components is guaranteed for up to one year from date of purchase. Reagents are routinely tested on a lot-to-lot basis to ensure they provide the highest performance and reliability.

<sup>1</sup> Before starting, add 96 ml 100% ethanol (104 ml 95% ethanol) to the 24 ml **DNA/RNA Wash Buffer** concentrate.

<sup>2</sup> Prior to use, reconstitute the lyophilized **DNase I** with 275  $\mu$ l **DNase/RNase-Free Water**. Mix by gentle inversion. Store aliquots at -20°C.

## Specifications

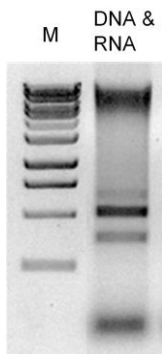
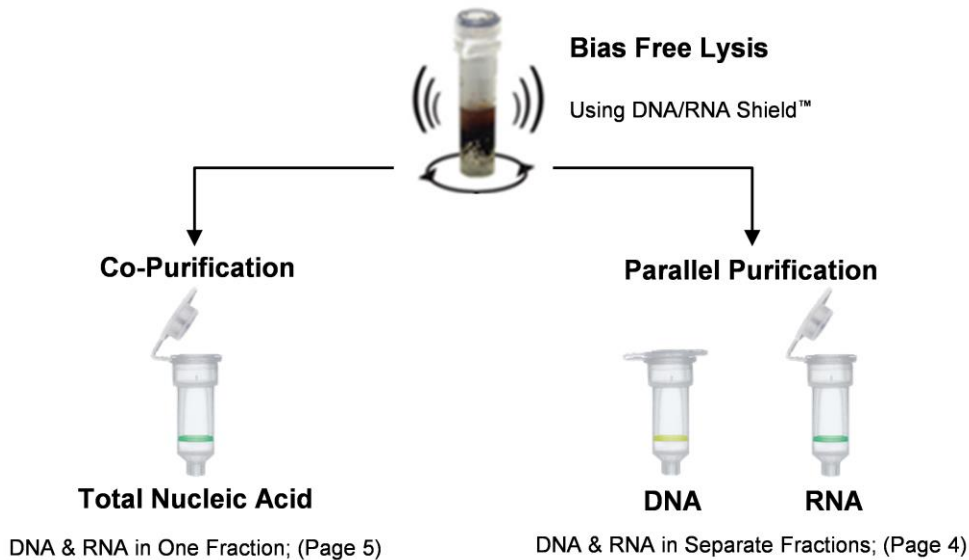
- **Sample Types**— Bacterial, fungal, protozoan, algae, viral, mitochondrial, and host DNA and RNA is efficiently isolated from  $\leq$  200 mg of mammalian feces,  $\leq$  250 mg soil,  $\leq$  200 mg plant/seed, 50-100 mg (wet weight) fungal bacterial cells<sup>1</sup>, biofilms, water, and swabs.
- **Bead beating system** – ZymoBIOMICS<sup>TM</sup> innovative lysis system ensures complete homogenization of the microbial cell walls and accurate microbial analysis, free of bias.
- **Sample Preservation** – DNA/RNA Shield<sup>TM</sup> lyses cells, inactivates nucleases and infectious agents and is ideal for sample storage and transport at ambient temperatures.
- **Size Limits** – Capable of recovering DNA and total RNA  $\geq$ 17 nucleotides.
- **Purity** – High quality DNA and RNA ( $A_{260}/A_{280} >1.8$ ,  $A_{260}/A_{230} >1.8$ ) are recovered.
- **Yield** – The DNA/RNA binding capacity of the Zymo-Spin<sup>TM</sup> IICG Column is  $\sim$ 100  $\mu$ g.
- **Storage** – DNA and RNA eluted with **DNase/RNase-Free Water** can be stored at  $\leq$ -70°C. The addition of RNase inhibitors is highly recommended for prolonged storage.
- **Required Equipment** – Microcentrifuge, vortex, cell disrupter (recommended)

### ZYMO RESEARCH CORP.

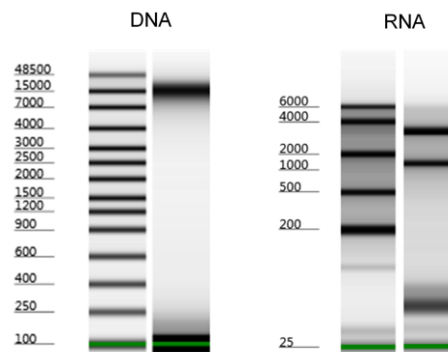
## Product Description

The **ZymoBIOMICS™ DNA/RNA Miniprep Kit** is designed for purifying DNA and RNA from a wide array of sample inputs (e.g. feces, soil, plant, water, and biofilms) that is ready for microbiome or metagenome analyses. The ZymoBIOMICS™ innovative lysis system eliminates bias associated with unequal lysis efficiencies of different organisms (e.g. gram negative/positive bacteria, fungus, protozoans, and algae). The provided **DNA/RNA Shield™** preserves nucleic acids at ambient temperatures, providing an unbiased molecular snapshot of the sample. The procedure uses *Zymo-Spin®* column technology that results in high-quality DNA and total RNA (including small RNAs 17-200 nt) that is free of PCR inhibitors (e.g. polyphenols, humic acids, and fulvic acids) and is ready for RT-PCR, arrays, sequencing, etc.

For **Assistance**, please contact Zymo Research Technical Support at 1-888-882-9682 or e-mail [tech@zymoresearch.com](mailto:tech@zymoresearch.com).



Human stool total nucleic acid (DNA & RNA) isolated with the **ZymoBIOMICS™ DNA/RNA Miniprep Kit** is high quality. Elutions were analyzed in a 1% TAE/agarose/EtBr gel. The size marker "M" is a 1 kb ladder (Zymo Research).



Human stool genomic DNA and total RNA isolated with the **ZymoBIOMICS™ DNA/RNA Miniprep Kit** is highly intact. Quality assessed by Agilent 2200 TapeStation™.

### ZYMO RESEARCH CORP.

Ensure the RNA isolation procedure is performed in an RNase-free environment.

The lyophilized **DNase I** is stable as shipped.

#### Notes:

<sup>1</sup> DNA/RNA Shield™ Lysis Tube w/ Swab (Microbe)  
Cat. No. R1104



<sup>2</sup> For water samples, filter using desired filter (not provided). Cut the filter into small pieces and place into ZR BashingBead™ Lysis Tube (0.1 & 0.5 mm).

Swabs can also be cut or broken and placed directly into bead beating tube.

<sup>3</sup> DNA/RNA Shield™ Fecal Collection Tube  
Cat. No. R1101



DNA/RNA Shield™ Collection Tube w/ Swab (1 or 2 ml fill) Cat. Nos. R1107, R1109



## Reagent Preparation

- ✓ Before starting, add 96 ml 100% ethanol (104 ml 95% ethanol) to the 24 ml **DNA/RNA Wash Buffer** concentrate.
- ✓ Add 275 µl **DNase/RNase-Free Water** per vial to reconstitute the lyophilized **DNase I** at 1 U/µl. Mix by gentle inversion. Store frozen aliquots at -20°C.

## Protocols

The isolation consists of two steps: (I) Sample Preparation & (II) Parallel Purification or Co-Purification.

## Sample Preparation

All centrifugation steps should be performed at 10,000 - 16,000 x g for 30 seconds unless specified. All steps should be performed at room temperature (20-30°C) unless specified.

1. Add sample to a **ZR BashingBead™ Lysis Tube (0.1 & 0.5 mm)**; (S6012-50, available separately). Add 750 µl **DNA/RNA Shield™** to the tube and cap tightly to assure no leakage during bead beating. If sample is already collected using **DNA/RNA Shield – Lysis Tube (Microbe)<sup>1</sup>**, proceed to Step 2 directly instead.

Sample Type	Maximum Input
Feces	200 mg
Soil	250 mg
Plant/Seed	200 mg
Liquid Samples and Swab Collections <sup>2</sup>	250 µl
Cells (Suspended in DNA/RNA Shield™ or isotonic buffer, e.g. PBS)	50-100 mg (wet weight) (10 <sup>9</sup> bacterial, 10 <sup>8</sup> yeast cells, 10 <sup>7</sup> mammalian cells)
DNA/RNA Shield™ Collection Devices <sup>3</sup> (Cat Nos. R1101, R1107, R1109)	750 µl

2. Secure in a bead beater fitted with a 2 ml tube holder assembly and process at maximum speed for ≥ 5 minutes.

*Processing time will vary based on sample input and bead beater. Times may be as little as 5 minutes when using high-speed cell disrupters (FastPrep®-24) or as long as 20 minutes when using lower speeds (e.g. Disruptor Genie™).*

3. Centrifuge the **ZR BashingBead™ Lysis Tube (0.1 & 0.5 mm)** in a microcentrifuge for 1 minute.
4. Transfer up to 400 µl supernatant to a new microcentrifuge tube (not provided).
5. Add 1 volume of **DNA/RNA Lysis Buffer** to the sample and mix well.

Proceed to Parallel Purification (page 4) for DNA & RNA in separate fractions or Co-Purification (page 5) for DNA & RNA in one fraction.

### ZYMO RESEARCH CORP.

## **DNA & RNA Parallel Purification**

All centrifugation steps should be performed at 10,000 - 16,000  $\times g$  for 30 seconds unless specified.  
All steps should be performed at room temperature (20-30°C) unless specified.

1. Transfer the sample into a **Spin-Away™ Filter (yellow)** in a **Collection Tube** and centrifuge.

### **Save the flow-through.**

*Save the flow-through for RNA and the column for DNA purification! Proceed below.*

#### **DNA Purification**

(DNA is bound to the column)

2. Transfer the **Spin-Away™ Filter (yellow)** into a new **Collection Tube**.

#### **RNA Purification**

(RNA is in the flow-through)

2. Add 1 volume ethanol (95-100%) to the flow-through and mix well. Then transfer the sample into a **Zymo-Spin™ IIICG Column<sup>1</sup> (green)** in a **Collection Tube** and centrifuge. Discard the flow-through.<sup>2</sup>

3. Add 400  $\mu$ l **DNA/RNA Prep Buffer** to the column and centrifuge. Discard the flow-through.
4. Add 700  $\mu$ l **DNA/RNA Wash Buffer** to the column and centrifuge. Discard the flow-through.
5. Add 400  $\mu$ l **DNA/RNA Wash Buffer** and centrifuge the column for 2 minutes to ensure complete removal of the wash buffer. Carefully transfer the column into a clean microcentrifuge tube.
6. Add 100  $\mu$ l **DNase/RNase-Free Water** directly to the column matrix, let stand for 5 minutes, and then centrifuge to elute DNA and RNA from the respective column.

*Alternatively, for highly concentrated DNA & RNA use  $\geq 50$   $\mu$ l elution.*

7. Place a **Zymo-Spin™ III-HRC Filter** in a new **Collection Tube** and add 600  $\mu$ l **ZymoBIOMICS™ HRC Prep Solution**. Centrifuge at 8,000  $\times g$  for 3 minutes.
8. Transfer the eluted DNA & RNA (Step 6) into a prepared **Zymo-Spin™ III-HRC Filter** in a new microcentrifuge tube and centrifuge at exactly 16,000  $\times g$  for 3 minutes.

The filtered DNA & RNA can be used immediately or stored at  $\leq -70^{\circ}\text{C}$ .

#### **Notes:**

<sup>1</sup> To process samples >800  $\mu$ l, **Zymo-Spin™** columns may be reloaded.

<sup>2</sup> At this point, RNA samples can be in-column DNase I treated (page 6).

Notes:

<sup>1</sup> To process samples >800 µl, **Zymo-Spin™** columns may be reloaded.

## **DNA & RNA Co-Purification**

All centrifugation steps should be performed at 10,000 - 16,000 x g for 30 seconds unless specified. All steps should be performed at room temperature (20-30°C) unless specified.

1. Add 1 volume ethanol (95-100%) to the sample and mix well.
2. Transfer the mixture into a **Spin-Away™ Filter<sup>1</sup> (yellow)** in a **Collection Tube** and centrifuge. Discard the flow-through.
3. Add 400 µl **DNA/RNA Prep Buffer** to the column and centrifuge. Discard the flow-through.
4. Add 400 µl **DNA/RNA Wash Buffer** to the column and centrifuge. Transfer the column carefully into a new microcentrifuge tube (not provided).
5. Add 100 µl **DNase/RNase-Free Water** directly to the column matrix, let stand for 5 minutes, and then centrifuge to elute.
6. Add 2 volumes of **DNA/RNA Lysis Buffer** to the sample and mix.
7. Add an equal volume of ethanol (95-100%) and mix.
8. Transfer the sample into a **Zymo-Spin™ IIICG Column (green)** in a **Collection Tube** and centrifuge. Discard the flow-through.
9. Add 400 µl **DNA/RNA Prep Buffer** to the column and centrifuge. Discard the flow-through.
10. Add 700 µl **DNA/RNA Wash Buffer** and centrifuge. Discard the flow-through.
11. Add 400 µl **DNA/RNA Wash Buffer** and centrifuge the column for 2 minutes to ensure complete removal of the wash buffer. Carefully transfer the column into a clean microcentrifuge tube.
12. Add 100 µl **DNase/RNase-Free Water** directly to the column matrix, let stand for 5 minutes, and then centrifuge to elute DNA & RNA into one fraction.

Alternatively, for highly concentrated DNA/RNA use ≥50 µl elution.

13. Place a **Zymo-Spin™ III-HRC Filter** in a new **Collection Tube** and add 600 µl **Prep Solution**. Centrifuge at 8,000 x g for 3 minutes.
14. Transfer the eluted DNA/RNA (Step 12) into a prepared **Zymo-Spin™ III-HRC Filter** in a new microcentrifuge tube and centrifuge at exactly 16,000 x g for 3 minutes.

The filtered DNA/RNA can be used immediately or stored at ≤-70°C.

## **Appendix A: In-Column DNase I Treatment**

The DNase I digestion procedure can be performed using **DNase I Set** (E1010).<sup>1</sup>  
All centrifugation steps should be performed at 10,000 –16,000 x g for 30 seconds unless specified.

1. Wash the column with 400 µl **DNA/RNA Wash Buffer** and centrifuge. Discard the flow-through.
2. Add 80 µl **DNase I Reaction Mix** (below) directly to the column matrix.

<b>DNase I</b>	5 µl (1 U/µl)*
<b>DNA Digestion Buffer</b>	75 µl

3. Incubate the column at room temperature (20-30°C) for 15 minutes.  
Continue with RNA Purification: Page 4, Step 3.

### **Notes:**

<sup>1</sup> Prior to use, reconstitute the lyophilized **DNase I** as indicated on the vial. Store frozen aliquots.

\* *Unit definition - one unit increases the absorbance of a high molecular weight DNA solution at a rate of 0.001 A<sub>260</sub> units/min/ml of reaction mixture at 25°C.*

**Ordering Information**

Product Description	Kit Size	Catalog No.
ZymoBIOMICS™ DNA/RNA Miniprep Kit	50 Preps.	R2002
ZymoBIOMICS™ RNA Miniprep Kit	50 Preps.	R2001

For Individual Sale	Amount	Catalog No.
ZR BashingBead™ Lysis Tubes (0.1 & 0.5 mm)	50	S6012-50
DNA/RNA Shield™	50 ml	R1100-50
	250 ml	R1100-250
DNA/RNA Lysis Buffer	50 ml	D7001-1-50
DNA/RNA Prep Buffer	10 ml	D7010-2-10
	25 ml	D7010-2-25
	50 ml	D7010-2-50
DNA/RNA Wash Buffer (concentrate)	6 ml	D7010-3-6
	12 ml	D7010-3-12
	24 ml	D7010-3-24
DNase/RNase-Free Water	1 ml	W1001-1
	4 ml	W1001-4
	6 ml	W1001-6
	10 ml	W1001-10
DNase I Set (lyophilized) DNase I (250 U) & DNA Digestion Buffer (4 ml)	30 ml	W1001-30
	1 set	E1010
OneStep™ PCR Inhibitor Removal Kit	50	D6030
Spin-Away™ Filters	50	C1006-50-F
Zymo-Spin™ IICG Columns	50	C1006-50-G
Collection Tubes	50	C1001-50
	500	C1001-500
	1000	C1001-1000
DNA/RNA Shield™ - Fecal Collection Tube	10	R1101
DNA/RNA Shield™ - Collection Tube w/ Swab	10	R1106
	50	R1107
DNA/RNA Shield™ - Lysis Tube (Microbe)	50	R1103

**ZYMO RESEARCH CORP.**





**ZYMO RESEARCH**

*The Beauty of Science is to Make Things Simple*

---

**ZYMO RESEARCH CORP.**

Phone: (949) 679-1190 ▪ Toll Free: (888) 882-9682 ▪ Fax: (949) 266-9452 ▪ [info@zymoresearch.com](mailto:info@zymoresearch.com) ▪ [www.zymoresearch.com](http://www.zymoresearch.com)