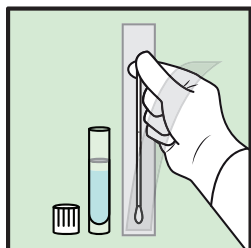


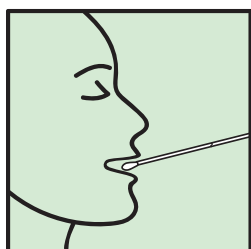
SafeCollect™ Swab Collection Kit

User Instruction Manual

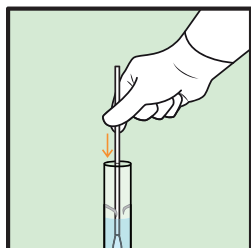
Cat. Nos. R1160, R1161



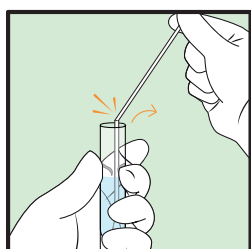
- 1** Open the package containing the swab, SafeCollect™ Tube, and cap. Peel open the swab package and remove the swab.



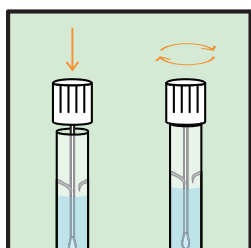
- 2** Swab the sample. Common samples can include surfaces, feces, cheeks (buccal), etc. For nasal sampling, the swab should only be used with the anterior nares and should NOT be used for nasopharyngeal sampling.



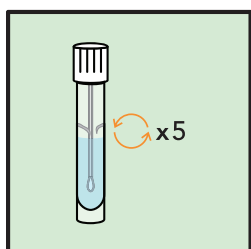
- 3** Holding the tube upright, insert the swab into the SafeCollect™ Tube and apply downward pressure to pierce the foil safety seal. The swab should be submerged into the reagent after piercing the seal.



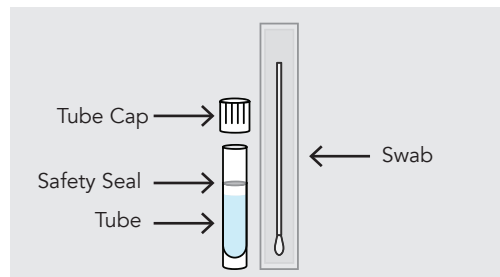
- 4** Break off the top of the swab at the breakpoint, leaving the lower section of the swab in the SafeCollect™ tube.



- 5** Attach the cap to the top of the tube. Tighten cap until completely closed.



- 6** Invert the tube 5x. The sample is now stabilized and ready for transport/storage prior to purification of the DNA and/or RNA.



Intended Use

The SafeCollect™ Swab Collection Kit ensures safe sample collection and sample stability during storage/transport at ambient temperatures without a need for refrigeration or specialized equipment. DNA/RNA Shield™ reagent effectively inactivates pathogens (e.g., virus, bacteria) in collected samples.

Contents

Each sample collection tube is pre-filled with 1 mL (R1160) or 2 mL (R1161) of DNA/RNA Shield™ that preserves nucleic acids in samples at ambient temperature (DNA >2 years; RNA at least 1 month). Samples in DNA/RNA Shield™ can be frozen (-20/-80°C) for prolonged periods.










Each sequestered sample collection tube also includes a swab and cap.

WARNING

FOR EXTERNAL USE ONLY.
DO NOT drink, touch or remove the reagent from the vial. Cap presents a choking hazard, keep out of reach of children.

Storage: 15 - 25°C

Label Legend

-   Collect Sample By
-   Catalog Number
-  Manufacturer
-  Storage Instructions
-  Harmful
-  Lot Number
-  See Instruction Manual

DNA/RNA Shield™

SafeCollect™ Swab Collection Kit



WARNINGS AND PRECAUTIONS

FOR EXTERNAL USE ONLY.

DO NOT drink, touch or remove the reagent from the vial.

The DNA/RNA Shield™ reagent can be harmful if ingested and may cause irritation if exposed to the skin and eyes.

Avoid skin and eye contact with the liquid in the tube.

IF SWALLOWED: Call a doctor if you feel unwell. Rinse mouth.

IF IN EYES: Rinse cautiously with water for several minutes. Remove contact lenses, if present and easy to do. Continue rinsing.

If the contents of the tube contact your skin, wash the affected area with soap and water. Notify your healthcare provider if irritation develops. If the contents of the vial are spilled, use a new collection kit.

DO NOT use if the product is visibly damaged.

Avoid mixing the reagent and sodium hypochlorite (bleach) or other strong acids and bases. These mixtures could release noxious gases.

For specifics, consult product Safety Data Sheet (SDS) by contacting Zymo Research Corporation directly.



H302: Harmful if swallowed

H315: Causes skin irritation

H319: Causes eye irritation



Zymo Research Corp.

17062 Murphy Avenue

Irvine, California 92614 USA

Patent Pending

U.S. and International contact information:

Customer Support: +1 949 679 1190 ext. 1

orders@zymoresearch.com

Technical Support: +1 949 679 1190 ext. 3

tech@zymoresearch.com

For more contact information visit www.zymoresearch.com

Copyright 2021 Zymo Research Corp. All rights reserved.